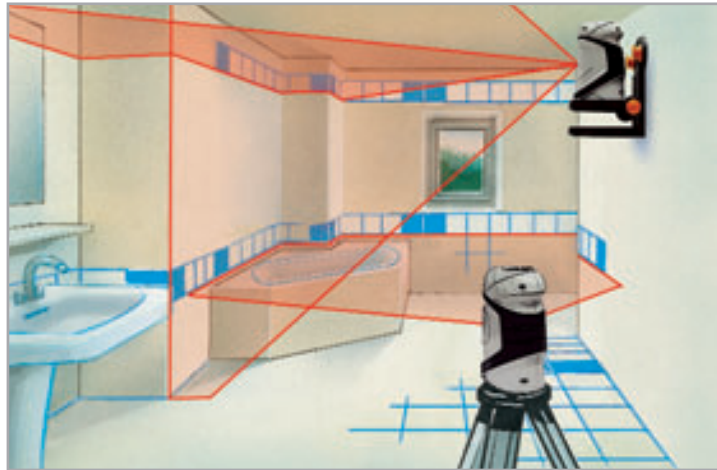



Description

VE

Order No.  
(EAN-Code)

## Cross and Line Lasers



New



### SuperCross-Laser 2

The laser for interior finishing work featuring 2 laser lines. Pendulum system for automatic alignment, 4.5° self-leveling range, magnetically-damped, pendulum can be locked for protection during transport. Precision 5 mm/10 m. Slope function is an additional feature that permits inclinations to be laid out. The device's height-adjustable bracket means that it can be mounted on a tripod or attached directly to the wall.



5

081.120A

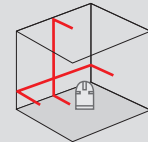


PT

Laser  
635 nm  
AUTOMATIC  
LEVEL



1H 1V



Magnetic base



Softbag

and Batteries

New



### AutoCross Laser ACL 3

The cross-line laser with additional reference line. Slope function permits inclinations to be laid out. The laser cross at the top and the adjusting plate allow a plumb line to be drawn. Magnetically-damped pendulum system for automatic alignment, 4.5° self-leveling range. Pendulum can be locked for protection during transport. Precision 2 mm/10 m, maximum range of laser receiver up to 50 m radius. RX-Ready: The laser receiver, which is available as an optional extra, can detect laser lines at a range of up to 50 m - ideal for outdoor applications.

1

030.090A

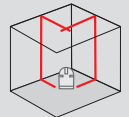
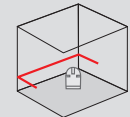
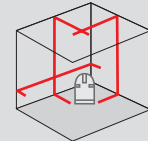


PT


Laser  
635 nm  
AUTOMATIC  
LEVEL



1H 2V



Base



Adjustment plate




Softbag

and Batteries

### AutoCross-Laser ACL 3P

The professional cross-line laser with 3 line lasers and 1 plumb laser. Thanks to the upward laser cross and the plumb laser, it is easy to draw a plumb line from ceiling to floor. Pendulum system for automatic alignment, 3.5° self-leveling range with magnetic damping. Pendulum can be locked for protection during transport. The pivoted housing can be turned with a vernier adjustment mechanism to permit exact positioning of laser lines. Precision 3 mm/10 m. RX-Ready: The laser receiver, which is available as an optional extra, can detect laser lines at a range of up to 50 m - ideal for outdoor applications.



1

034.00.00A


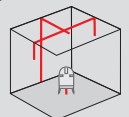
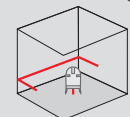
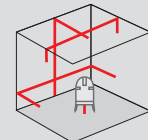


PT

Laser  
635 nm  
AUTOMATIC  
LEVEL



1H 2V 1D



Laser enhancement glasses



Base with adjustable feet

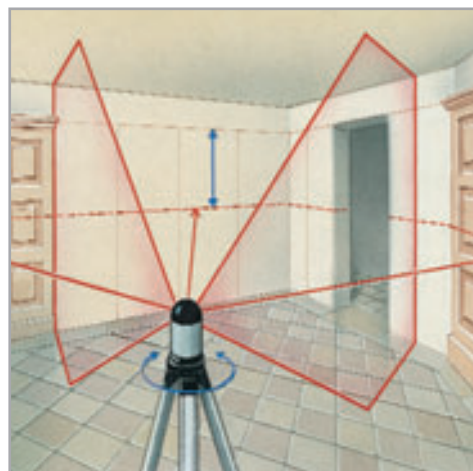




Softbag

and Batteries

## Cross and Line Lasers

max. 50 m



### AutoCross Laser ACL 2 RX

The cross-line laser for interior finishing work with 2 clearly visible laser lines. The laser receiver can detect laser lines regardless of ambient light conditions - ideal for all indoor and outdoor applications. Magnetically-damped pendulum system for automatic alignment, 3-6° self-levelling range. Pendulum can be locked for protection during transport. The unit's magnetic base makes it very versatile - it can be mounted on a tripod, on the wall or attached to magnetic objects. Precision 3 mm/10 m, maximum range of laser receiver up to 50 m radius.

1 031.100A



**Laser**  
635 nm

**AUTOMATIC LEVEL**



**READY**

**PT**

magnetic

New



F



Laser-receiver RX

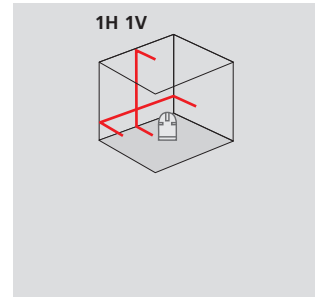
Universal mount



Magnetic base



Carrying case and Batteries



### AutoCross Laser ACL 2C RX

The cross-line laser with additional plumb laser at the bottom of the unit. The laser receiver can detect laser lines regardless of ambient light conditions - ideal for all indoor and outdoor applications. Magnetically-damped pendulum system for automatic alignment, 3° self-levelling range, wide-range vertical laser line. Pendulum can be locked for protection during transport. The pivoted housing can be turned with a vernier adjustment mechanism to permit exact positioning of laser lines. Precision 2 mm/10 m, maximum range of laser receiver up to 50 m radius.

1 031.200A



**Laser**  
635 nm

**AUTOMATIC LEVEL**



**READY**

**IQ**

New



Laser-receiver RX

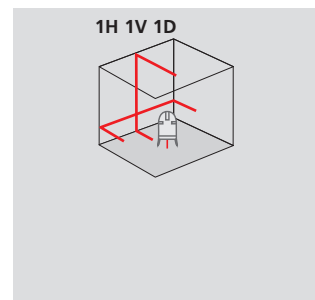
Universal mount



Tripod adapter (for Crank Tripods)



Carrying case and Batteries



### AutoCross Laser ACL 3 RX

The cross-line laser with additional reference line. The laser receiver can detect laser lines regardless of ambient light conditions - ideal for all indoor and outdoor applications. Slope function permits inclinations to be laid out. The laser cross at the top and the adjusting plate allow a plumb line to be drawn. Magnetically-damped pendulum system for automatic alignment, 4.5° self-levelling range. Pendulum can be locked for protection during transport. Precision 2 mm/10 m, maximum range of laser receiver up to 50 m radius.

1 030.100A



**Laser**  
635 nm

**AUTOMATIC LEVEL**



**READY**

**IQ**



Laser-receiver RX

Universal mount



Base



Adjustment plate



Softbag

and Batteries

